

STELVIO 

GIULIA 



BUYERS GUIDE
APRIL 2024



MODEL HIGHLIGHTS

GIULIA 

GIULIA QUADRIFOGLIO

Engine

2.9L V6 BiTurbo
375kW 600Nm

Transmission

8-Speed Automatic with Manual Shift Paddles
Rear Wheel Drive

Performance

0-100km/h in 3.9 s
Max. Speed 307 km/h

Fuel Consumption¹

Combined - 8.2L/100km
CO2 Emissions - 189 g/km

Features:

- 19-Inch Forged Alloys
- Carbon Fibre Alfa™ Active Aero Splitter
- Monza Exhaust with Quad Tips
- Carbon Fibre Bonnet and Rear Spoiler
- Red Brake Calipers
- Sports Leather Upholstered Seats with 6-Way Electrical Adjustment and Power Bolster
- Heated Front Seats
- Quadrifoglio Version Steering Wheel with Leather, Alcantara and Carbon Fibre with Red Starter Button
- Carbon Fibre Interior Trim
- Alfa DNA™ Pro
- Alfa™ Active Suspension
- Alfa™ Torque Vectoring System
- 8.8-Inch Colour Touchscreen Display with 3D Navigation
- Apple Carplay ⁽²⁾⁽⁴⁾
- Android Auto ⁽³⁾⁽⁴⁾
- Harman/Kardon Sound Theatre
- Wireless Charging Pad
- Active Cruise Control
- Driver Behaviour Warning
- Automatic High Beam System
- Lane Keep Assist
- Active Blind Spot Assist
- Autonomous Emergency Braking
- Tyre Pressure Monitoring System (TPMS)
- Rear Back-Up Camera
- Front and Rear Parking Sensors
- Rear View Mirror Autodimming



MODEL HIGHLIGHTS

STELVIO 

STELVIO QUADRIFOGLIO

Engine

2.9L V6 BiTurbo
375kW 600Nm

Transmission

8-Speed Automatic with Manual Shift Paddles
All Wheel Drive

Performance

0-100km/h in 3.8 s
Max. Speed 283 km/h

Fuel Consumption¹

Combined - 10.2 L/100km
CO2 Emissions - 233 g/km

Features:

- 20-Inch Forged Alloy Wheels
- Dual Mode Quad Exhaust System
- Sports Leather Upholstered Seats with 6-Way Electrical Adjustment and Power Bolster
- 8.8-Inch Colour Touchscreen Display with 3D Navigation
- Quadrifoglio Version Steering Wheel with Leather, Alcantara and Carbon Fibre with Red Starter Button
- Carbon Fibre Interior Trim
- Alfa DNA™ Pro
- Alfa™ Active Suspension
- Alfa™ Torque Vectoring System
- Rear Back-Up Camera
- Front and Rear Parking Sensors
- Active Cruise Control
- Wireless Charging Pad
- Driver Behaviour Warning
- Automatic High Beam System
- Lane Keep Assist
- Active Blind Spot Assist with Rear Cross Path Detection
- Forward Collision Warning with Autonomous Emergency Braking
- Apple CarPlay^{®(2)(4)} & Android Auto^{®(3)(4)}
- Harman/Kardon Sound Theatre
- Tyre Pressure Monitoring System (TPMS)
- Dual Zone Climate Control
- Heated Steering Wheel
- Heated Front Seats
- Handsfree Tailgate



STANDARD CONTENTS



EXTERIOR	GIULIA Q	STELVIO Q	INTERIOR	GIULIA Q	STELVIO Q			
19-Inch Dark Alloy Wheels	•	–	Aluminum Shift Paddles	•	•	Heated Front Seats	•	•
20-Inch Dark Alloy Wheels	–	•	Aluminum Sport Pedals	•	•	COMFORT	GIULIA Q	STELVIO Q
Red Painted Brake Calipers	•	•	Red Engine Start Button on Steering Wheel	•	•	Exterior Front Door Handle Courtesy Light	•	•
Bi-Xenon Headlamps 35W with Adaptive Frontlight System (AFS)	•	•	Quadrifoglio Steering Wheel	•	•	Front and Rear Parking Sensor	•	•
Black Gloss DLO	•	•	SAFETY	GIULIA Q	STELVIO Q	Interior Rear View Mirror with Electrochromic Autodimming	•	•
Covered Underbody	•	–	Autonomous Emergency Brake (AEB) with Pedestrian Detection	•	•	Keyless Entry	•	•
Chrome Badge	•	•	Blind Spot Monitoring (BSM) with Rear Cross-Path Detection	•	•	Power Folding Outside Rear View Mirrors with Electrochromic Autodimming	•	•
Chrome Trilobo Insert	•	•	Electronic Stability Control (ESC)	•	•	Handsfree Tailgate	–	•
Functional Rear Air Diffuser	•	–	Forward Collision Warning (FCW)	•	•	Rain-Sensing Wipers	•	•
Headlamp Washer	•	•	Integrated Brake System (IBS)	•	•	Rear View Camera with Dynamic Grid Lines	•	•
Hood with Air Intakes	•	•	Lane Departure Warning (LDW)	•	•	TECHNOLOGY	GIULIA Q	STELVIO Q
LED DRL	•	•	Tire Inflation Kit	•	•	Harman/Kardon 14 Speaker Sound Theatre	•	•
Specific LED Tail & Brake Lamps	•	•	Tire Pressure Monitoring System (TPMS)	•	•	Alfa™ Active Aero	•	–
Painted Wheel Arch	–	•	Active Blind Spot	•	•	Alfa™ Active Suspension	•	•
Quadrifoglio Badge	•	•	Driver Attention Alert	•	•	Alfa™ Active Torque Vectoring	•	•
Quadrifoglio Specific Bumpers	•	•	Lane Keep Assist	•	•	Alfa™ Chassis Domain Control (CDC)	•	•
Sideskirts with Carbon Fiber Insert	•	–	Active Cruise Control	•	•	Alfa™ Cylinders' Efficient Management (CEM)*	•	•
Specific 4-way Exhaust Tip	•	•	COMFORT	GIULIA Q	STELVIO Q	Alfa™ DNA Pro (with Race Mode)	•	•
Black Exterior Rear View Mirrors	•	•	40/20/40 Rear Bench	•	•	Alfa™ Rotary Pad	•	•
INTERIOR	GIULIA Q	STELVIO Q	Athermal Windshield	•	•	Apple CarPlay / Android Auto™	•	•
6-Way Power Driver Memory, 6-Way Passenger Seats and 4-Way Lumbar Adjuster	•	•	Speed Limiter	•	•	Digital Audio Broadcast (DAB)	•	•
7" TFT Colour Cluster Display	•	•	Dual-Zone Automatic Climate Control with AQS Function (Air Quality System)	•	•	Hill Descent Control	–	•
Interior Ambient Lighting	•	•	Dusk Sensor / Rain Sensor	•	•	Start & Stop system	•	•
Carbon Fiber Inserts on Dashboard, Central Tunnel and Door Panels	•	•	Electric Parking Brake	•	•	8.8" Color Multitouch Display with Navigation	•	•
Leather Wrapped Dashboard and Door Panels	•	•				Wireless Charger	•	•
Aluminum Door Sill Scuff Plates	•	•						

* Allows for the deactivation of three cylinders in specific conditions, for maximum efficiency and reduction of fuel consumption. Not available in RACE mode.

OPTIONS & WHEELS



OPTION	CODE	GIULIA	STELVIO
19" 5 Hole Alloy Wheels	3DB	O	-
21" Dark Finish Alloy Wheels	3EQ	-	O
Carbon Ceramic Brakes	BRM	O	-
Sparco Carbon Fibre Front Seats with Electrical Height Adjustment. Manual Forward, Backward & Backrest Angle Adjustment. (Removes: Power Bolsters, Heated Front Seats and Heated Steering Wheel).	60A	O	-
Panoramic Sunroof	400	-	•

Standard • Optional O Not available -

GIULIA



3DA - 19" - dark alloy wheels (Standard)



3DB- 19" - 5 Hole alloy wheels (Optional)

STELVIO



3EN - 20" - dark alloy wheels (Standard)



3EQ - 21" - dark alloy wheels (Optional)

COLOURS

GIULIA 



414 - Alfa Red (Standard) *



408 - Vulcano Black (Optional) *



035 - Vesuvio Grey (Optional) *



646 - Montreal Green (Optional) *



756 - Misano Blue (Optional) *



645 - Etna Red (Optional) *

* Optional 3DB-19" 5 Hole alloy wheels shown

COLOURS

STELVIO 



414 - Alfa Red (Standard)



408 - Vulcano Black (Optional)



035 - Vesuvio Grey (Optional)



646 - Montreal Green (Optional)



756 - Misano Blue (Optional)




645 - Etna Red (Optional)



INTERIORS

GIULIA 




Black interior with black leather wrapped dashboard and dark grey stitching

Black Sports Leather (Standard)

Black leather/Alcantara® Sparco® Carbon Back Seats with white/green stitch (Optional)

INTERIORS

STELVIO 



Black interior with black leather wrapped dashboard and dark grey stitching

Black Sports Leather (Standard)

Black leather/Alcantara® Sparco® Carbon Back Seats with white/green stitch (Optional)

TRIM GUIDE



STELVIO QUADRIFOGLIO

Option Code	558	559
Seat Code	788	4N5+60A
Material	Sports Leather	
Seat Colour	Black / Grey Stitch	Black / White & Green Stitch
Upper Dash Colour	Black	
Lower Dash Colour	Black	
Accent	Carbon Fibre	
Steering Wheel	Quadrifoglio Leather, Alcantara and Carbon Fibre with Red Starter Button	
Headliner	Black	

Exterior Colour


Alfa Red (414)	•	•
Vulcano Black (408)	•	•
Vesuvio Grey (035)	•	•
Misano Blue (756)	•	•
Etna Red Tri-Coat (645)	•	•
Montreal Green Tri-Coat (646)	•	•

GIULIA QUADRIFOGLIO

Option Code	558	559
Seat Code	788	4N5+60A
Material	Sports Leather	
Seat Colour	Black / Grey Stitch	Black / White & Green Stitch
Upper Dash Colour	Black	
Lower Dash Colour	Black	
Accent	Carbon Fibre	
Steering Wheel	Quadrifoglio Leather, Alcantara and Carbon Fibre with Red Starter Button	
Headliner	Black	

Exterior Colour

Alfa Red (414)	•	•
Vulcano Black (408)	•	•
Vesuvio Grey (035)	•	•
Misano Blue (756)	•	•
Etna Red Tri-Coat (645)	•	•
Montreal Green Tri-Coat (646)	•	•



TECHNICAL DATA **GIULIA** 2.9 V6 Bi-TURBO 510 HP



ENGINE CHARACTERISTICS

Type	V6 90° all aluminum
Bore x stroke (mm)	86,5 x 82
Displacement (cm ³)	2891
Compression ratio	9,3 : 1
Maximum power kW (HP) @ rpm	375 (510) @ 6500
Maximum torque Nm (kgm) @ rpm	600 (61) @ 2500 – 5000
Active engine management	Cylinder deactivation; Start&Stop system

TRANSMISSION

Drive system	Rear wheel drive
Gearbox	8-speed automatic

PERFORMANCE

Top speed (km/h)	307
Acceleration: 0 – 100 km/h (s)	3,9

FUEL CONSUMPTIONS - EMISSIONS

Urban cycle consumption (l/100 km)	12,4
Extra-urban cycle consumption (l/100 km)	5,7
Combined cycle consumption (l/100 km)	8,2
CO ₂ emissions (g/km)	189
Environmental classification	Euro 6b

BRAKES

Vented front rotors, size (mm)	360 x 32 (390 x 34*)
Vented rear rotors, size (mm)	350 x 28 (360 x 28*)
Braking distance 100 – 0 km/h (m)	32

WHEELS AND TIRES

Front wheels (in)	8,5J x 19
Rear wheels (in)	10J x 19
Front tires (mm)	245/35 R19 93Y
Rear tires (mm)	285/30 R19 98Y

SUSPENSIONS

Front	Alfa™ Link double-wishbone with semi-virtual steering axle
Rear	Alfa™ Link with vertical rod


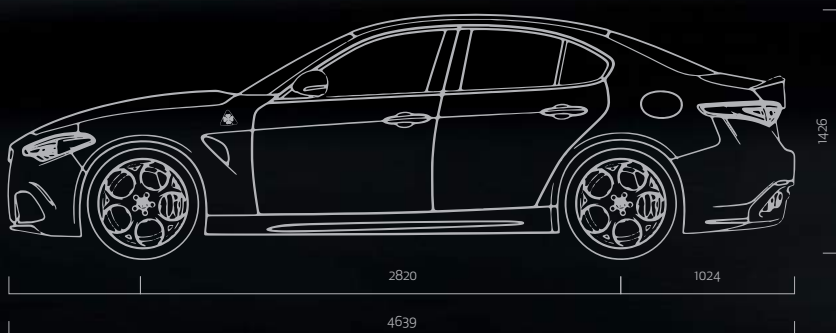
AERODYNAMICS

Drag coefficient (Cd)	0,32
Lift coefficient (Cl)	-0,1 **

CAPACITIES AND WEIGHTS

Boot capacity (liters)	480
Fuel tank (liters)	58
Kerb Weight (kg)	1620

*With carbon - ceramic brakes (opt) **With Alfa Active Aero Splitter activated



TECHNICAL DATA **STELVIO 2.9 V6 Bi-TURBO 510 HP**



ENGINE CHARACTERISTICS

Type	V6 90° all aluminum
Bore x stroke (mm)	86,5 x 82
Displacement (cm³)	2891
Compression ratio	9,31 : 1
Maximum power kW (HP) @ rpm	375 (510) @ 6500
Maximum torque Nm (kgm) @ rpm	600 @ 2500 - 5000
Active engine management	Cylinder deactivation; Start&Stop system

TRANSMISSION

Drive system	Q4 all-wheel drive
Gearbox	8-speed automatic

PERFORMANCE

Top speed (km/h)	283
Acceleration: 0 – 100 km/h (s)	3,8

FUEL CONSUMPTIONS - EMISSIONS

Urban cycle consumption (l/100 km)	13,6
Extra-urban cycle consumption (l/100 km)	8,2
Combined cycle consumption (l/100 km)	10,2
CO ₂ emissions (g/km)	233
Environmental classification	Euro 6d

BRAKES

Vented front rotors, size (mm)	360 x 32 (390 x 34*)
Vented rear rotors, size (mm)	350 x 28 (360 x 28*)
Braking distance 100 – 0 km/h (m)	36,5

WHEELS AND TIRES

Front wheels (in)	9J x 20
Rear wheels (in)	10J x 20
Front tires (mm)	255/45 R20 101Y
Rear tires (mm)	285/40 R20 104Y



SUSPENSIONS

Front	Alfa™ Link double-wishbone with semi-virtual steering axle
Rear	Alfa™ Link with 4-and-a-half links

CAPACITIES AND WEIGHTS

Boot capacity (liters)	525
Fuel tank (liters)	64
Kerb Weight (kg)	1830

* With carbon - ceramic brakes (opt)





alfaromeo.co.nz

*Overseas models may be shown in imagery, New Zealand model and actual colours may vary. All product illustrations and specifications are based upon current information. Alfa Romeo New Zealand reserves the right to make changes from time to time, without notice or obligation, in prices, specifications, technical information, accessories, colours, materials and to change or discontinue models. All vehicles, models, features, colours and/or accessories shown may not be available in New Zealand from time to time or at all. "Optional" may mean available as an option but only at an additional cost. For the details of the vehicles, models, features, colours and/or accessories currently available in New Zealand, please contact an authorised Alfa Romeo Dealer.